

# Vetus E7

Hand-Carried Ultrasound System

Enlighten, Envision and Explore



Enlighten, Envision and Explore



A close-up, black and white photograph of the control panel of a Mindray VETUS E7 Ultrasound System. The panel is covered in numerous water droplets, highlighting its waterproof design. The panel features a large, rectangular touch screen at the top, which is also wet. Below the screen, there are several physical buttons and a large rotary knob. The buttons are labeled with various functions: 'PW' (Pulse Wave), 'M' (Motion), 'PA' (Pulse Amplitude), 'Touch' (a small button), 'Update' (a button with a square icon), 'Caliber' (a button with a crosshair icon), 'Gain' (a large rotary knob), 'Depth' (a button with up and down arrows), 'Zoom' (a button with a magnifying glass icon), 'Dual' (a button with a split screen icon), 'Freeze' (a button with a square and X icon), and 'Save' (a button with a document icon). The Mindray logo is visible in the top left corner of the panel.

mindray

Since its founding, Mindray Animal Medical has been dedicated to developing innovative and accessible ultrasound solutions for the animal care environment. It is this commitment to excellence that has brought you ZONE Sonography® Technology+ (ZST<sup>+</sup>), evolving industrial designs and comprehensive disinfection solutions.

The VETUS E7 Ultrasound System has been thoughtfully designed to overcome the obstacles clinicians face in today's challenging healthcare environment. With a sealed user interface design and revolutionary, software-based beamformer technology, ZST<sup>+</sup>, the VETUS E7 System combines best-in-class image quality with an intuitive user experience to help ensure reliable and efficient diagnosis during the most challenging exams.

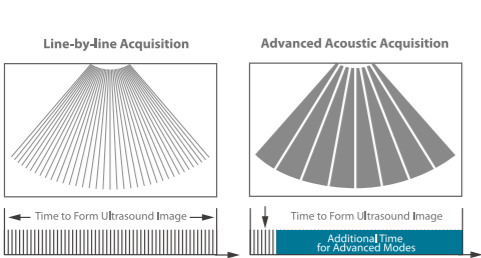
# Thin, light, powerful

The VETUS E7 main unit, with a **3kg** weight and **44mm** thickness, is the lightest and thinnest laptop ultrasound system in the industry. Not only is the ME small and compact, but it also has a powerful inner core.

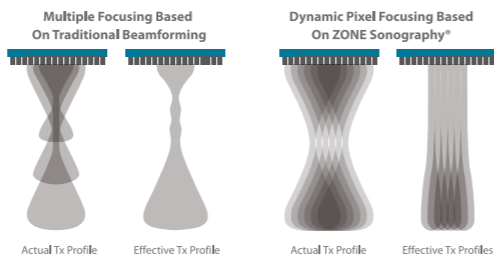


# First laptop-based ultrasound powered by ZST+

The VETUS E7 is the first portable unit to be powered by our innovative ZONE Sonography® Technology (ZST+), enabling advanced imaging capabilities and expanded feature sets in a more compact design.



Zone Sonography®



Dynamic Pixel Focusing:

# Protective design for Veterinary Practice



## Innovative design

- Seamless design control panel
- Touch interface
- Sealed touchpad

## Durable construction

- Prevents residue buildup from cleaning and disinfection
- Designed to resist corrosion from a variety of harsh cleaning agents
- Highest standards of material selection

## Certified disinfectant resistance

- Certification from Dr. Brill and Dr. Steinmann
- Certification from Trophon and Antigermix

## Medical-grade magnetic power socket

- Simple to connect
- Prevents cable strain



## External battery status display

- View battery status anytime, even when System is powered off

## U-Bank

- All-day battery design that supports up to eight-hours of continuous scanning

## Cable management

- Vertical cable orientation prevents dragging
- Adaptable rear handle for cable routing

## Specialized transducer holder

- Simplifies application of sterile cover



## Innovative storage design

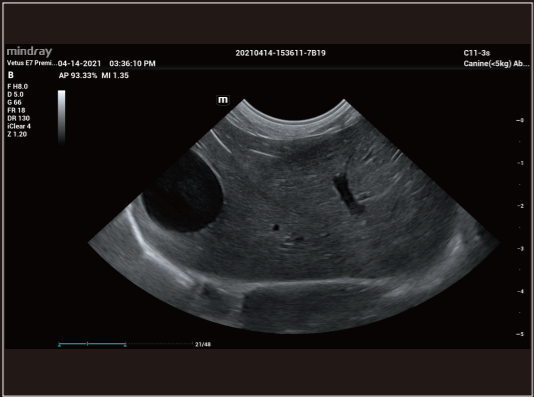
- Three storage baskets
- Interchangeable basket design

## Expanded height adjustment

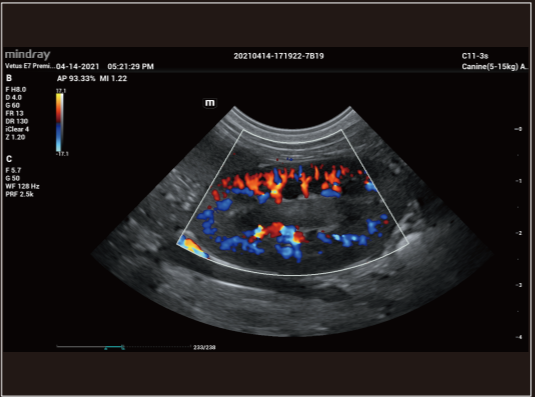
- 320mm of height adjustment that accommodates various user needs



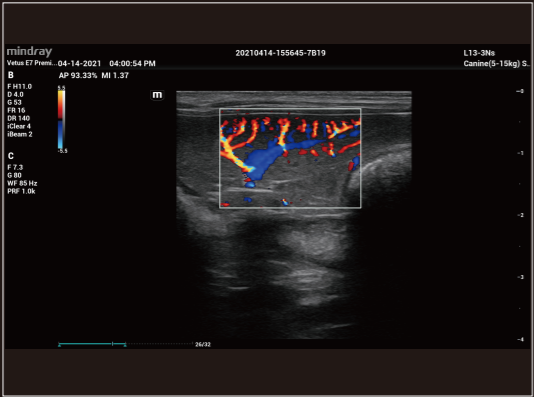
Cart is designed to resist corrosion from a variety of disinfectants.



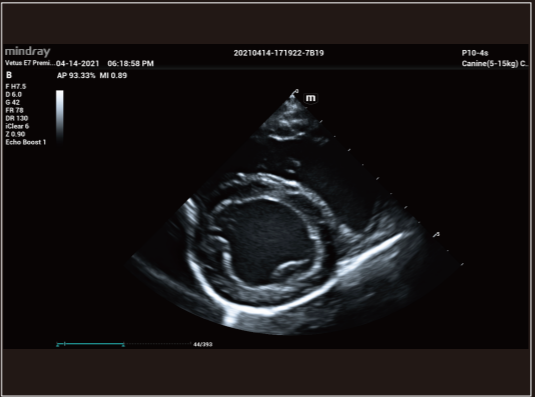
Hepatobiliary Section



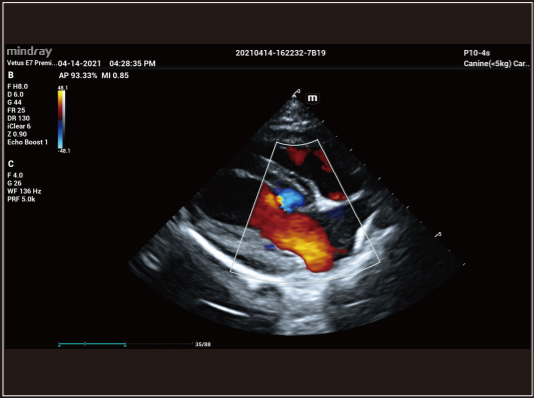
Renal Blood Flow



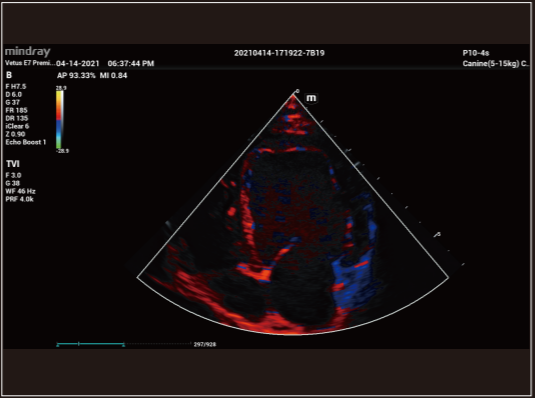
Spleen



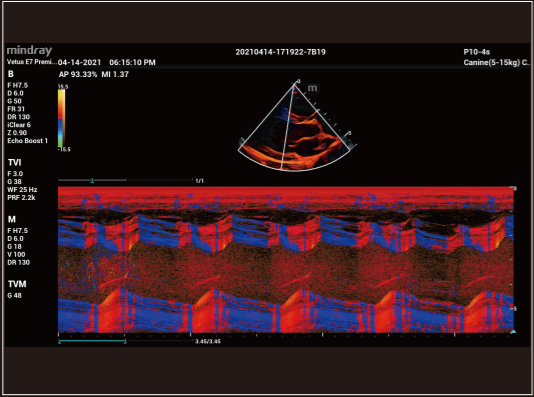
Papillary Muscle



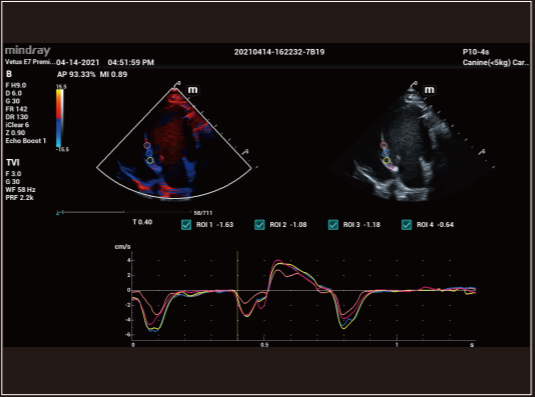
Color Doppler of LV



TVI



TVM



TDIQA

